


Glendale Quilt Guild's "Happy New Year" Block Exchange

You have the choice of making blocks with either
two or three concentric stars.



Overall: Use a white or white-on-white fabric as the background of the largest star. Use black, gold (metallic or non-metallic) and/or champagne colored fabrics for the stars. Make 9 blocks (or 2 sets of 9). Keep one and trade the other 8. Bring to WAC drop-off on 12/4 in a bag with your name on it. Pick up your blocks at WAC drop-off on 12/18. Questions? Contact Kathi Wilson: (818) 422-8798 or domehikr@aol.com

Fabric cuts (for a three-star block)

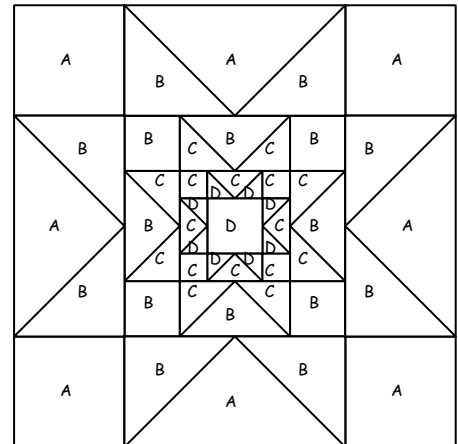
From A: (4) 3-1/2" squares
(4) 3-1/2" x 6-1/2" rectangles

From B: (4) 2" squares
(4) 2" x 3-1/2" rectangles
(8) 3-1/2" squares

From C: (8) 2" squares
(4) 1-1/4" squares *
(4) 1-1/4" x 2" rectangles *

From D: (8) 1-1/4" squares *
(1) 2" square *

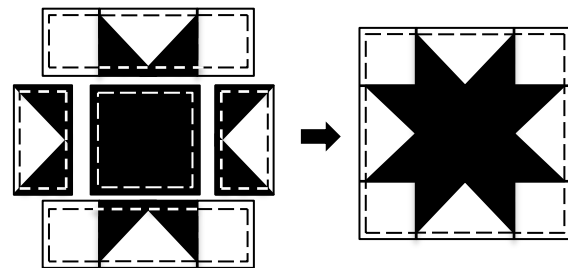
For a two-star block, replace the * units with (1) 3-1/2" square of C fabric



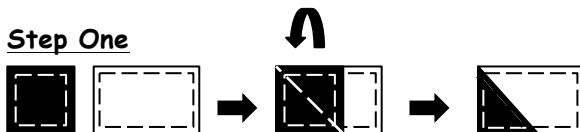
Step Three



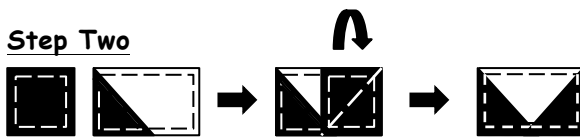
Step Four



Step One



Step Two



Inner Star (Optional): Draw a diagonal line on the wrong side of each 1-1/4" square of D fabric. Make four sets of flying geese using the four 1-1/4" x 2" rectangles of C fabric and the 1-1/4" squares of D fabric by sewing on the drawn line. With these units, the 2" square of D fabric and the four 1-1/4" squares of C fabric, make the Inner Star. Press. Block should measure 3-1/2" square.

Middle Star: Draw a diagonal line on the wrong side of each 2" square of C fabric. Make four sets of flying geese using the 2" x 3-1/2" rectangles of B fabric and the 2" squares of C fabric by sewing on the drawn line. With these units, the Inner Star (or a 3-1/2" square of C fabric) and the four 2" squares of B fabric, make the Middle Star. Press. Block should measure 6-1/2" square.

Outer Star: Draw a diagonal line on the wrong side of each 3-1/2" square of B fabric. Make four sets of flying geese using the 3-1/2" x 6-1/2" rectangles of A fabric and the 3-1/2" squares of B fabric by sewing on the drawn line. With these units, the Middle Star and the four 3-1/2" squares of A fabric, make the Outer Star. Press. Block should measure 12-1/2" square.