



Glendale Quilt Guild
36th Annual
Quilt Show and Retreat



Friday March 13, 2015 10:00 am to 6:00 pm
Saturday March 14, 2015 10:00 am to 5:00 pm

Enter a Quilt

Members and Non-Members
are welcome to enter their
quilts.

Entry forms are available on
our website at
www.glendalequiltguild.org



Longarm Quilters

Enter the Longarm Challenge!
Members and Non-Members
are welcome to enter.

Details inside and on our
website.

Pasadena Convention Center - 300 East Green Street - Pasadena, CA 91101

Admission \$10.00 per day - \$15.00 for two days; Children 12 and under are free

**One day and two day Advance Tickets may be ordered through the
2015 Registration Form or email: glendalequiltshow@gmail.com**

EXHIBITS

QUILT DISPLAY

Crayola 2-Color Challenge & Longarm Challenge

Featured Artist: **GQG Master Quilters**

Doll Display

EXPANDED VENDOR MALL

GQG BOUTIQUE

SPECIAL EVENTS

Quilter's Retreat * Shopper's Rewards

Children's Activities

DAILY DRAWINGS FOR SEWING MACHINES

OPPORTUNITY QUILT

Drawing on Saturday at 4:00 PM

WORKSHOP TEACHERS

Charlotte Warr Andersen

Laurel Anderson

Melissa Corry

Flavin Glover

Sharla Hicks

See Class Descriptions Inside!

ONLINE REGISTRATION AVAILABLE

www.bookwhen.com/GQGregister

Follow us on Facebook * Visit our website:
www.glendalequiltguild.org Email: glendalequiltshow@gmail.com



SPECIAL EVENTS AND EXHIBITS



Daily Drawings for Sewing Machines

We are excited to offer drawings each day for sewing machines donated by our generous vendors. To be eligible for the sewing machine drawings, you must fill out the Viewer's Choice Ballot and place it in the Viewer's Choice Ballot Box located at the Guild Information Booth. You do not need to be present to win.

One entry is good for both days - - - limit one entry per person.

Shopper's Rewards

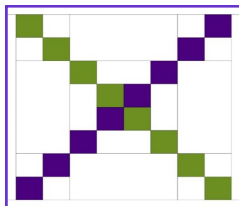
For every cumulative \$25.00 that you spend in the Vendor Mall (GQG Boutique purchases do not qualify), you will receive a chance to win a Shopper's Rewards basket. Show your receipts to the volunteer at the table in the lobby to receive your drawing tickets. Drawings held throughout the Show. **We thank our generous vendors for the wonderful prizes they donate for the baskets.**

Children's Activities – Saturday, March 14

Children of any age can take part in a free 'hands-on' quilting activity at our Children's Activities table on Saturday, March 14. Learn how to make a quilt block or center for a pillow using ink, stamps, crayons, and a piece of fabric. Come and have some fun doing an activity that is just for you, our future quilters.

Longarm Challenge

This Challenge is open to members and non-members! In this challenge, all participants will be working with the same small quilt top provided by the Guild. Choose your own batting, back and thread.



- The fee to enter is \$10.00. The size of the quilt is 20"x 20"
- Quilting must be hand-guided long-armed by one person; not computerized
- Judging will be based on your quilting design, difficulty, and execution, as well as overall workmanship
- Awards will be presented for 1st, 2nd, and 3rd places, plus two Honorable Mentions


Visit our website for entry form and complete details: www.glendalequiltguild.org

Featured Artist Exhibit: Glendale Quilt Guild Master Quilters

Come see the best of the best. Our Master Quilters are exhibiting their personal favorites. This special exhibit highlights the unique talents and creativity of these masters. Our members may earn the GQG Master Quilter distinction by receiving 5 first place awards at Glendale Quilt Guild Quilt Shows for work done solely by the maker.

Exhibit: Small Quilt Crayola Challenge

This Exhibit represents a GQG members-only challenge. You may vote for your favorite on the Viewer's Choice Ballot. Each participant drew two crayons from a bag and were given specific rules. The two crayon colors chosen and their various shades are the only colors allowed for the fabrics and embellishments. The theme is the maker's choice. The quilt must be 15" x 20" with either a vertical or horizontal orientation. The quilt must have a top, batting, and back (3 layers). The maker may use any quilt method. The actual crayons must be attached to the front of the quilt, either temporarily or permanently.





WORKSHOPS



CHARLOTTE WARR ANDERSEN

Charlotte has a background in sewing and crafts and is the author of numerous books. As a teacher, Charlotte encourages students to sift through her techniques, using them to draw out their own visions and creativity. She hopes to help students express their own personal concepts and to realize that quilting is a viable art form. Visit her website at www.charlottewarrandersen.com.



CA1 - Sheer Effects Landscape \$75.00

Friday, 3/13/15 6 hours 9:00 AM – 4:00 PM

Intermediate - Machine Required

Create subtle illusions in a landscape by using sheer fabrics and fusible thread. The 8" x 10" scenic vista demonstrates how to make the most of fabric choices. This fabric collage will be suitable for quilting or simply mat and frame it.



Supply List

- Sewing Machine
- Removable fabric markers
- Masking Tape
- Sharp scissors
- Light box, if you have one

Kit Fee - \$15.00, includes all materials needed

CA2 - Machine Quilt Geometric Designs without Marking \$75.00

Saturday, 3/14/15 6 hours 9:00 AM – 4:00 PM

All Skill Levels - Machine Required

Learn Charlotte's no-marking method to create machine quilting patterns using straight lines, continuous lines, curves, and zig zags. She will demonstrate how to break a quilting pattern down to its basic structure and then stitch it one line at a time. Using 10 1/2" quilt sandwich squares and 1" wide blue painter's masking tape, you will learn what quilt patterns to use, the proper scale of the patterns, and how to make the patterns enhance the design of quilt tops.



Supply List

- Sewing Machine with walking foot and darning or free motion quilting foot, and any seam guides that come with your machine.
- Eight 10.5" x 10.5" quilt sandwiches prepared for quilting (solid color fabric for top and back, white recommended, with light weight cotton or wool batting), may be hand basted in 4" grid or spray basted.
- Contrasting machine quilting thread – full spool
- 12" or 18" ruler with line for 60° angle
- 1" wide blue painter's masking tape

Kit Fee - \$4.00, includes handouts and templates

LAUREL ANDERSON

Laurel is an award winning textile artist. She loves hand and machine appliqué, and is best known for her complementary mix of color, pattern and texture. Her quilt designs are inspired by her love of nature as seen in her flower and natural landscape designs.



Visit her website at www.whispercolor.com

LA1 - How to Cheat at Appliqué: Hearts and Teacups \$75.00

Friday, 3/13/15 6 hours 9:00 AM – 4:00 PM

All Skill Levels - Machine Optional

This class is perfect for those who want to explore the world of appliqué techniques. Laurel fits as many different shortcuts and time saving methods into the time allotted. She covers template management, machine appliqué, managing fusible web, curves, points, stems, and some hand appliqué techniques. This class includes lots of handouts.



Supply List for Templates

- Scissors for paper and scissors for fabric
- School glue stick
- Scotch tape
- Mechanical pencil
- Paper
- 3-ring binder

Supply List for Appliqué

- Sewing Machine and thread to match fabrics (optional)
- Hand sewing kit with variety of needles, threader, and thimble
- Iron, pressing sheet and ironing pad
- Extension cord and light
- Polyester "invisible" thread
- One 6" Square of Each:
 - Steam-a-Seam 2 or Soft Fuse
 - Misty Fuse

Fabric

May be scrappy or your favorite colors

Please cut the background squares prior to class

- 10-16 squares of background fabric 6-1/2" x 6-1/2"
- 18 squares for hearts and teacups at least 6" (these do not have to be cut)
- Three 12-1/2" squares and two 8-1/2" squares
- May bring a variety of fat quarters to make all the teapots
- Two 3" strips for scallops

Kit Fee - \$28.00, payable to instructor

Includes patterns for hearts, teacups, teapots, coffee pots, sugar, creamer and saucer, Notions & Handouts

LA2 - Geraniums

\$75.00

Saturday, 3/14/15 6 hours 9:00 AM – 4:00 PM

Intermediate - Machine Required

Play with the next generation of appliqué methods in this new class. Experience Terial Magic appliqué that mimics needle turn plus raw edge with fusible web. Cut all the geranium petals with the Silhouette CAMEO and shape them over marbles to give that wonderful 3D effect.



If you have a Silhouette CAMEO or Brother Scan-N-Cut bring it to class. If you would like to try before you buy

this is the class for you. Troubleshooting tips and designing tricks included for the cutters.

Optional: Contact laurel@whispercolor.com if you wish to pre-order a fabric kit.

Supply List

- Sewing Machine with darning or free motion quilting foot
- BSS
- BRCT

Fabric

- Background: 3/4 yard
- Frame, Inner Bowl and Binding: 1 yard
- Table: 1/4 yard
- Table Edge: 1/4 yard
- Doily: 1/3 yard white
- Bowl: 1/3 to 1/2 yard for a 12" x 9" piece
- Leaves: 1/4 yard each of 5 different greens
- Stems: 1/4 yard dark green
- Geraniums: 1/3 yard each of 4 different reds (or color of your choice)
- 1/4 yard dark grey tulle
- 1 yard batting
- 2 yards paper backed fusible web

Laurel used Timeless Treasures Fabric for her sample quilt.

There are three additional fabric lists available for this quilt:

1. *Timeless Treasures with a Copper Border and Bowl*
2. *Timeless Treasures with a Blue Border and Bowl*
3. *Generic fabric with a Copper Border and Bowl*

Fabric lists are available upon request at glendalequiltshow@gmail.com.

Notions

- Pattern: \$19.99 (Includes cutting files)
- 1/4" bias tape maker
- 2 sheets heat resistant template plastic
- Small iron and pad, pressing sheet for web
- Monofilament thread or thread to match
- Optional small beads to match the flower fabric
- Marbles (small glass)
- Terial Magic spray (Available from teacher)

Bring the next two items if you have them:

1. Electronic cutter such as Silhouette CAMEO or Brother Scan-N-Cut (The teacher will bring 2)
2. Extra cutting blade and 12" x 24" cutting mat for cutter

Pattern Fee - \$19.99, payable to instructor

The pattern includes a CD with JPG, SVG, and IA files for use with the electronic cutters or to print and use as templates.



MELISSA CORRY

Melissa began quilting 12 years ago when she asked her mother to teach her the basics. In 2010 Melissa discovered the "online" world of quilting and created her quilting blog - Happy Quilting, and at that point, quilting turned from a hobby to a passion. Melissa began publishing her own patterns in 2012 and absolutely loves teaching!!! She loves to share her passion of quilting and that passion can be felt by all who attend her classes. They are filled with upbeat energy, great quilting tips, and all-around good quilting times!



www.happyquiltingmelissa.blogspot.com

MC1 - Wonky Irish Chain \$40.00

Friday, 3/13/15 3 hours 9:00 AM – 12:00 Noon
All Skill Levels - Machine Required

The Wonky Irish Chain is a modern twist on a classic Single Irish Chain. Various sized print pieces link together to make up a Single Irish Chain that will keep your eyes moving. This pattern is perfect for cleaning out that scrap drawer. And with 4 size options, you are sure to find one that fits your needs. It goes together fast and is so much fun to piece. If you are looking for something fun and fast, this is the class for you.



Supply List

- BSS

Fabric

	Baby	Lap	Queen	King
Quilt Size	44"x44"	56"x69"	90"x90"	108"x108"
Block Count	9	20	36	49
Assorted Print Fabrics	1 yd Total or 2 Charm Packs	2 yds Total or 1 Layer Cake	3 1/2 yds Total or 1 Layer Cake & 1 Charm Pack	4 1/2 yds Total or 2 Layer Cakes
Background Fabric	1 3/4 yards	3 yards	6 yards	8 3/4 yards
Binding	3/8 yard	1/2 yard	3/4 yard	7/8 yard
Backing	1 1/4 yd	3 1/2 yds	8 5/8 yds	9 1/2 yds

Cutting instructions will be provided to you upon receipt of your registration. **Pattern Fee \$5.00 payable to instructor.**

MC2 - In Your Neighborhood

\$40.00

Saturday, 3/14/15 3 hours 1:00 PM – 4:00 PM

All Skill Levels - Machine Required

In Your Neighborhood is a great modern design that really grabs the eye. The big blocks make a big statement and the floating layout allows for a lot of movement, and 3 size options allow you to make the quilt you want. If you like a bit of modern flair, then sign on up! We are going to have a great time.



Supply List

- BSS

Fabric

	Baby	Picnic	Queen
Quilt Size	52"x52"	72"x72"	92"x92"
Block Count	13	22	33
Print Fabrics	2/3 yards	1 1/2 yards	2 1/3 yards
Black/Grey Fabrics	1 yard	2 1/4 yards	3 1/2 yards
Background Fabric	2 yards	3 1/2 yards	5 yards
Binding	1/2 yard	2/3 yard	3/4 yard
Backing	3 yards	4 1/2 yards	9 yards

Cutting instructions will be provided to you upon receipt of your registration. **Pattern Fee \$5.00 payable to instructor.**



FLAVIN GLOVER

A quilt designer and teacher, Flavin has a degree in Clothing, Textiles and Related Arts from Auburn University. Innovative Log Cabin and geometric patchwork quilts composed of many fabrics in vibrant colors have become her trademark. She has created numerous quilts inspired from landscapes and architecture. Her patchwork quilts and wearable fashions have been exhibited and published extensively since 1979. Flavin teaches workshops and gives lectures throughout the U.S. www.flavinglover.com.



FG1 - Intro to Kaleidoscope Patchwork \$75.00

Friday, 3/13/15 6 hours 9:00 AM – 4:00 PM

Confident Beginner to Intermediate - Machine Required

Take another look at basic Kaleidoscope blocks to see new design possibilities. Various sized blocks provide the opportunity to design with focus on color, movement, and fabric. Some may wish to combine other patchwork blocks in the background to enhance movement or add intensity. As you stitch the patchwork, exciting secondary designs can emerge when the blocks are joined together. The photo is a sample; your quilt could be different based on your fabric and design choices. Visit her website at www.flavinglover.com to see other examples.



Supply List

- Notepad and pen
- BRCT
- BSS
- Instructor will provide colored pencils, worksheets and grids

Fabric

Bring fat quarters of 14-16 fabrics to start block construction. Select fabrics with personality in at least four-color families you find pleasing together. Some prints can have strong, but small designs, others may have subtle patterns. Have some that read solid and some that offer variation, such as subtle batiks or hand dyed. Vary tones and shades in each color family (all fabrics do not have to coordinate). Have only a few light fabrics; bring mostly medium and dark fabrics in each color family.

Optional: One yard of flannel for design board.

FG2 - Log Cabins on Point \$75.00

Saturday, 3/14/15 6 hours 9:00 AM – 4:00 PM

All Skill Levels - Machine Required

A class designed for those desiring to use movement and color play in designing creative Log Cabin patchwork. Sew colorful squares and rectangular blocks in new variations. You chose the blocks to sew from various possibilities. See how setting the blocks on point provides extra dimension. Learn accurate construction techniques. The photo is a sample; your quilt could be different based on your fabric and design choices. Go to www.flavinglover.com to see other examples.



Supply List

- Notepad and pen
- BRCT
- BSS

- Instructor will provide colored pencils, worksheets and grids.

Optional: 6" or 6 ½" square ruler

Fabric

No need to purchase fabric to match a specific quilt. Several quilts will be shown as examples. Bring a total of 12 to 16 fat quarters in three or four color families you like together. Select one color family that could be used in background blocks. Select some fabrics for varied scale of designs or visual texture, others for subtle patterns, and solid-like fabrics that blend or provide contrast to the prints. Vary tones, shades – very few lights, bring mostly mediums and darks within each color family. In this class you can utilize leftover fabrics and scraps. (Press them flat and have a straight edge along fabric length.)

SHARLA HICKS

Sharla crosses the boundaries of expressive artist, writer, painter, quilter, fiber, textile, mixed media, watercolor, collage, print making and more. Her current focus is offering the gift of Zentangle



to others through lectures, workshops, and retreats. Today as a Certified Zentangle Teacher, Sharla infuses her understanding of design elements and color with the Zentangle basics and beyond. Her goal as a teacher is to help each student find his or her own individual expression by using color, design elements and Zentangle to create exciting new

quilts and art in both traditional and innovative styles.

SH1 - Zentangle-Anything is Possible, One Stroke at a Time \$55.00

Saturday, 3/14/15 6 hours 9:00 AM – 4:00 PM

Not just for quilt makers, Zentangle is a meditative form of doodling or patterned drawing. The Zentangle process offers fun, relaxation and beautiful abstract works of art. Turn your Stick Figures into Abstract Art and Quilt Line thru Zentangle! Sharla promises she can teach anyone to

Zentangle using patterns that date from ancient to modern times.

Find out how Zentangle offers the quilter a unique opportunity to personalize choices for each quilt. Explore simple step-by-step techniques that make Zentangle Patterns friendly for the machine or hand quilter and to anyone wanting to explore their own creativity even if they feel they cannot draw. Use the same strokes you use in hand-writing (----- , /// ,) turning lines, dots, periods, parenthesis, commas, curves, and c-curves for tangle patterns that turn into quilt lines and/or black and white inspired quilts.



Supply List: Sharla provides everything needed for the class; students pay a Supply Fee of \$12.00 to instructor.



QUILTER'S RETREAT

Here is a terrific opportunity to leave your everyday life and household chores behind for two glorious days of uninterrupted sewing time in the company of friends and like-minded souls. Space will be limited to 20 participants to allow for a relaxing experience with plenty of individual sewing space. This offer ends on February 11, 2015.

Contact us at glendalequiltshow@gmail.com if you have questions.

QR1 - Retreat: Lone Quilter Package \$250.00

Friday 3/13/15 – Saturday 3/14/15

If you like some space where you sew and privacy where you sleep, this package is for you!

- One night's lodging (Friday 3/13) at Pasadena Sheraton, single room, single occupancy (parking not included)
- 2 day show admission for one
- Choice of one GQG theme merchandise
- Choice of one class
- Open Sew: Friday 7 AM to Midnight and Saturday 7 AM to 7 PM

Retail value: \$275.00

QR2 - Retreat: Two Quilt Buddies Package \$350.00

Friday 3/13/15 – Saturday 3/14/15

If you have a buddy to join you to sew and shop all day and gab all night, this package is for the TWO of you!

- One night's lodging (Friday 3/13/15) at Pasadena Sheraton, single room with double occupancy (parking not included)
- 2 day show admission for each person
- Choice of one GQG theme merchandise for each person
- Choice of one class for each person
- Open Sew: Friday 7 AM to Midnight and Saturday 7 AM to 7 PM for each person

Retail value: \$405.00



OPEN SEW

OS1 - Open Sew **\$30.00**

Friday, 3/13/15 - 9:00 AM to Midnight and

Saturday, 3/14/15 - 9:00 AM to 7:00 PM

Need to cut those strips for class? Want to continue sewing after that workshop is over? Now you can . . . On Friday and Saturday, a room will be available for sewing. Bring your sewing machine, supplies or hand work and sew to your heart's content. The room will be equipped with tables, an iron and ironing board.

CANCELLATION/REFUND POLICY

If you cancel on or before **February 11, 2015**, you will receive a refund less the non-refundable registration fee. ***No refunds for cancellations on or after February 12, 2015.***

If a workshop is cancelled by the Guild, a full refund, including the registration fee, will be issued if a suitable replacement workshop cannot be arranged. The registration fee will not be refunded if you are enrolled in another workshop.

ABBREVIATIONS AND DEFINITIONS

BRCT = Basic Rotary Cutting Tools: cutter, mat and rulers, both straight edge and square.

BSS = Basic Sewing Supplies: needles, straight pins, fabric, fine tip embroidery scissors, paper scissors, seam ripper, and thread

FQ = Fat Quarter: a rectangle measuring 22" x 18"

PREPARING FOR CLASS

Read class descriptions carefully. Wash, press, and cut fabric if required for each class. Bring all listed supplies for each class. If supplies are not listed, none are needed. Ask for permission to photograph a class or project.



GLENDALE QUILT GUILD MERCHANDISE & VENUE MAP



Get your very own piece of memorabilia celebrating the Glendale Quilt Guild and its mission to contribute to the knowledge of and to promote the appreciation of fine quilts and quilt-making. Our annual quilt show offers a great opportunity to purchase souvenir guild merchandise. For advance orders, email: glendalequiltshow@gmail.com or order online at www.bookwhen.com/GQGregister

Commemorative 2015 Pin \$5.00



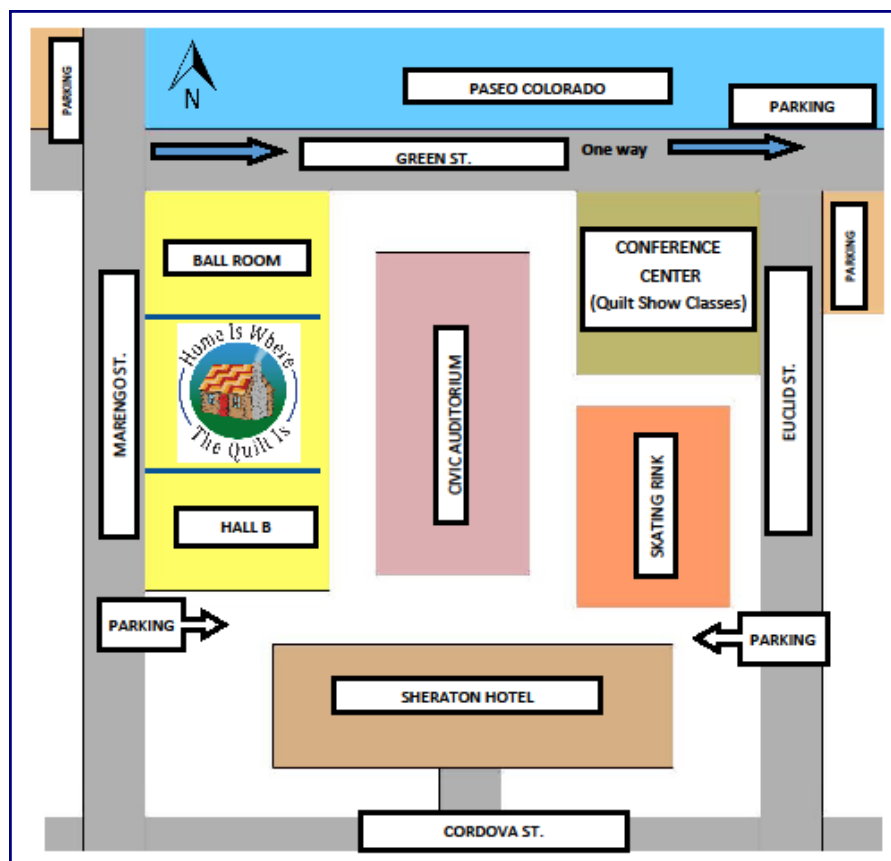
Roll-up Travel Bag \$12.00



Red Curved Sports Bottle \$8.00



Venue Map



Red/Black Side Pocket Backpack \$8.00



Combo Backpack & Sports Bottle \$15.00



2015 REGISTRATION FORM

Fill out the form, OR REGISTER ONLINE at www.bookwhen.com/GQGregister
Workshop participants receive free two-day admission to the Show

SECTION A – REGISTRANT'S PERSONAL INFORMATION

Name (Last, First, MI)	Home Address - Street
Phone Number	Home Address - City
E-mail Address	Home Address – State, Zip Code

SECTION B - WORKSHOPS

Check the box next to the desired Workshop:

Friday, March 13, 2015

- | | | | | |
|------------------------------|--|---------|---------|---------|
| <input type="checkbox"/> CA1 | C. ANDERSEN: <i>Sheer Effects Landscape</i> | 9:00 AM | 4:00 PM | \$75.00 |
| <input type="checkbox"/> LA1 | L. ANDERSON: <i>How to Cheat at Applique; Hearts and Teacups</i> | 9:00 AM | 4:00 PM | \$75.00 |
| <input type="checkbox"/> FG1 | GLOVER: <i>Intro to Kaleidoscope Patchwork</i> | 9:00 AM | 4:00 PM | \$75.00 |
| <input type="checkbox"/> MC1 | CORRY: <i>Wonky Irish Chain</i> | 9:00 AM | 12 :00 | \$40.00 |
| <input type="checkbox"/> MC2 | CORRY: <i>In Your Neighborhood</i> | 1:00 PM | 4:00 PM | \$40.00 |

Saturday, March 14, 2015

- | | | | | |
|------------------------------|---|---------|---------|---------|
| <input type="checkbox"/> CA2 | C. ANDERSEN: <i>Machine Quilt Geometric Designs without Marking</i> | 9:00 AM | 4:00 PM | \$75.00 |
| <input type="checkbox"/> LA2 | L. ANDERSON: <i>Geraniums</i> | 9:00 AM | 4:00 PM | \$75.00 |
| <input type="checkbox"/> FG2 | GLOVER: <i>Log Cabins on Point</i> | 9:00 AM | 4:00 PM | \$75.00 |
| <input type="checkbox"/> SH1 | HICKS: <i>Zentangle</i> | 9:00 AM | 4:00 PM | \$55.00 |

KIT and PATTERN FEES are payable at the workshop directly to the teacher.

Section B Total

SECTION C – SPECIAL EVENTS and TICKETS

Check the box next to the desired item:

- | | | |
|------------------------------|--|----------|
| <input type="checkbox"/> QR1 | Quilter's Retreat – Lone Quilter 03/13/15 thru 3/14/15 | \$250.00 |
| <input type="checkbox"/> QR2 | Quilter's Retreat – Two Buddies 03/13/15 thru 03/14/15 | \$350.00 |
| <input type="checkbox"/> OS1 | Open Sew: Friday and Saturday | \$30.00 |

Write the quantity in the box next to the desired item:

- | | | |
|------------------------------|---|---------|
| <input type="checkbox"/> OQT | Booklet of 12 Opportunity Quilt Tickets, donation | \$10.00 |
| <input type="checkbox"/> 2DA | Advance Two-Day Admission Pass | \$15.00 |

For Quilter's Retreat, complete below:

Write in the CODE and the NAME of class you wish to take FREE with your retreat

Write the full NAME and phone number of your Quilt Buddy (for QR2 Only)

Section C Total

SECTION D – TOTAL PAYMENT

Mail or give this form with payment to:

Glendale Quilt Show Registration c/o Robin McKnight
7532 Kyle Street
Tujunga, CA 91042

- ☐ Check this box if you need a sewing machine
☐ Check this box if you will be a Guest at the Pasadena Sheraton Hotel
☐ Make Check Payable to: **Glendale Quilt Guild**
☐ Or fill-in to pay by Credit Card:

VI <input type="checkbox"/>	MC <input type="checkbox"/>	Exp Date: (MM/YY):	<input type="text"/> <input type="text"/> <input type="text"/> <input type="text"/>
-----------------------------	-----------------------------	--------------------	---

Workshop Fees (Section B Total)

Special Events and Tickets (Section C Total)

☐ *REG Registration Fee (non-refundable) \$15.00

*Non-Members: add a one-time non-refundable \$15.00 registration fee if selecting any workshop in Section B.

*Do not pay registration fee if you are a MEMBER of the Glendale Quilt Guild

*Do not pay registration fee if paying for items in Section C ONLY.

Write total of Section B, Section C and *Registration Fee here

GRAND TOTAL

SECTION E – REGISTRATION INFORMATION and SIGNATURE

- Submit one registration form for each person. Photocopies are welcome.
- To select workshops, check the box next to the desired workshop. Registration requests are processed on a first-come, first-served basis and must be accompanied by a full payment.
- Send payment in the amount totaling your first choice for workshops.
- You may register for workshops up to the day of the class as long as space remains in the workshop. Closed workshops will be posted on our website.
- The Guild may cancel classes not meeting the minimum by February 15, 2015.
- Your registration name badge and badge holder will be available for pick up at the Workshop Registration Desk in the Conference Center Lobby.
- Only one registration fee is due for non-Glendale Quilt Guild members when registering for workshops. If paying for Section C ONLY, do not pay the fee.

- GQG members do not pay a registration fee. Any registration fees paid will be accepted as a donation to the Guild.

- Workshop participants receive free two-day admission to the Show.

- For further information email us at glendalequiltshow@gmail.com.

- You may register and pay online at www.bookwhen.com/GQGregister.

CANCELLATION/REFUND POLICY: If you cancel on or before **February 11, 2015**, you will receive a refund less the non-refundable registration fee. **No refunds for cancellations on or after February 12, 2015.** If a workshop is cancelled by the Guild, a full refund, including the registration fee, will be issued if a suitable replacement workshop cannot be arranged. The registration fee will not be refunded if you are enrolled in another workshop.

I acknowledge that I have read the registration information above. If paying by credit card, I authorize the Glendale Quilt Guild to charge my credit card.

SIGNATURE: _____

DATE: _____



THIS PAGE INTENTIONALLY LEFT BLANK





SHOW LOCATION AND HOTEL RESERVATIONS



Pasadena Convention Center

300 E. Green Street ♦ Pasadena ♦ CA 91101

The Pasadena Convention Center is a large complex with many buildings. Our show activities are held in two buildings:

- The Quilt Show is in Exhibit Hall A of the Ballroom/Exhibit Hall Building.
- Workshop and Open Sew classrooms are in the Conference Center Building, on the Plaza Level - which is street level on Green Street.

DIRECTIONS TO THE CONVENTION CENTER

Heading West on 210: Exit Fair Oaks/Marengo. Turn left on Marengo and proceed over freeway, then 4 blocks to Green St. Turn left on Green St. The Convention Center is on the right.

Heading East on 210 (North side-West of Pasadena): Exit Colorado Blvd. Turn right onto St. Johns St, then proceed to Green St. Turn left on Green St. The Convention Center is on the right.

Heading East on 134: Merge onto the 210 East and exit Fair Oaks/Marengo. Turn right on Marengo and proceed 4 blocks to Green St. Turn left on Green St. The Convention Center is on the right.

Heading North on the 110: Take 110 to end of the freeway which becomes Arroyo Parkway. Turn right on Green St. The Convention Center is on the right.

Sheraton Plaza Hotel

303 Cordova Street ♦ Pasadena ♦ CA 91101
(626) 449-4000 ask for the Reservations Dept.
and reference code GQG for the group rate.

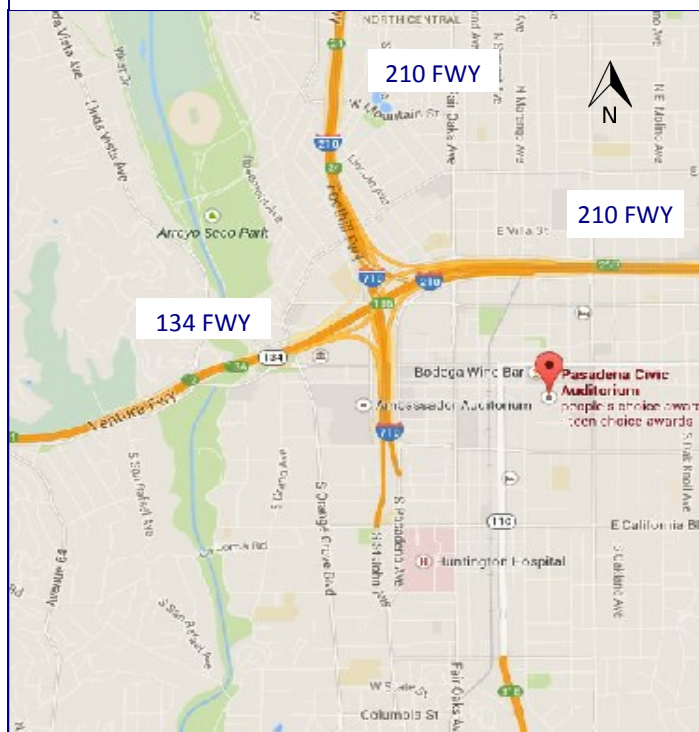
Special Group Rates

- ♦ **Standard Rooms:** Single or Double occupancy - \$129 (plus tax); Triple - \$144 (plus tax); Quad - \$159 (plus tax)
- ♦ **Suites:** Single or Double Occupancy - \$189 (plus tax)

To reserve online, go to www.glendalequiltguild.org. Select Quilt Show, and then click on the Hotel Information link. Special group rates are automatically set when you reserve through our website.

PASADENA CONVENTON CENTER

AREA MAP



Parking Rates

Pasadena Convention Center

\$10.00 for up to 16 hours

\$15.00 in and out

Paseo Colorado

\$9.00 for 24 hours

First 90 minutes free with validation from
Paseo Colorado merchants

Other parking garages nearby have similar rates

Carpool to save money on parking!

****Parking Rates Subject to Change****

Use Public Transportation to Save Parking Costs and Gas! Use METRO's Trip Planner to plan your trip!

http://socaltransport.org/tm_pub_start.php

Or take the Pasadena ARTS Bus from the Gold Line -

ARTS Route 10

[http://ci.pasadena.ca.us/Transportation/
Arts_Routes_and_Schedules/](http://ci.pasadena.ca.us/Transportation/Arts_Routes_and_Schedules/)



DATED MATERIAL

P.O. Box 5366
Glendale, CA
91221-5366

2015 OPPORTUNITY QUILT



WIN THIS QUILT WITH JUST A \$1.00 DONATION.

Our 88" x 98" Opportunity Quilt reflects the theme of the 2015 Quilt Show, "Home Is Where The Quilt Is." To us, a quilt represents warmth, family, and the comforts of home, and that was the thought behind the show theme; the feeling of home.

For the Opportunity Quilt, a log cabin house and log cabin blocks seemed the perfect fit. Instead of the traditional red chimney center in the log cabin blocks, our log cabin house has a red door. The landscape scene was created with log cabin blocks inspired by Flavin Glover and the designs in her book [A New Look at Log Cabin Quilts](#).

Surrounded by traditional log cabin blocks is a landscape scene with the log cabin home set against a background of mountains and sky. And in the yard there is an actual miniature quilt hanging on the clothesline. This adorable mini-bargello was designed and made by our own Esther Norbut. The main quilt blocks were sewn by Glendale Quilt Guild members with fabric donated by guild members.

Come to the quilt show to check out this one-of-a-kind custom designed quilt. Tickets are available at the Quilt Show and from Glendale Quilt Guild members. They may also be ordered on the 2015 Registration Form or online at www.bookwhen.com/GQGregister.