















# Cutting Instructions

	Fabric	Number of Strips	Strip WIDTH inches
		1	2
A		2	2
B		2	2
C		4	2
D		2	3.5
E		1	2
F		1	2
G			2
H		1	5.5
I		2	1.5
J		2	3.5
K		2	5.5
L		2	3.5
M		2	2.5

**NOTE:** You do not need this strip if you make the Very Small 9-Patches. This strip replaces the 9-Patches.

WAIT to cut these in class.

